


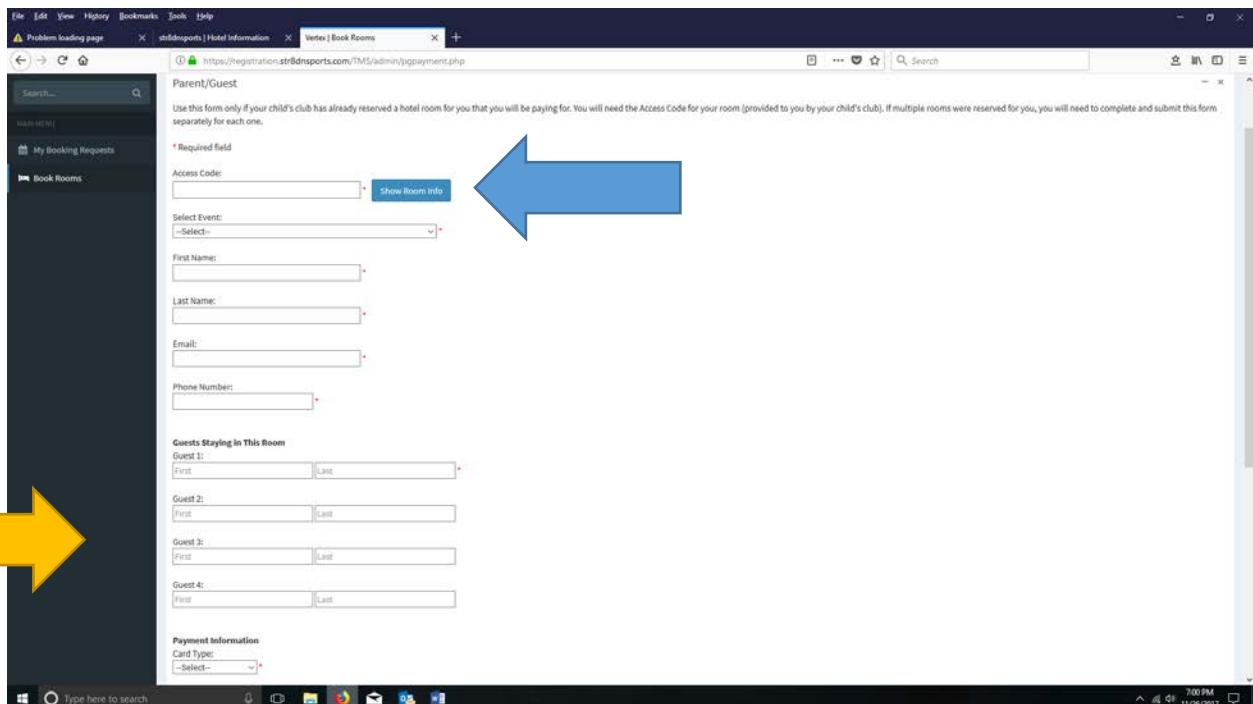
# Welcome to Vertex Hotel Management System

## How to use your Access Codes:

1. Click on the hotel website at <http://registration.str8dnsports.com/TMS/hotelhome.php>
2. Now click on the parent and guests with access codes button



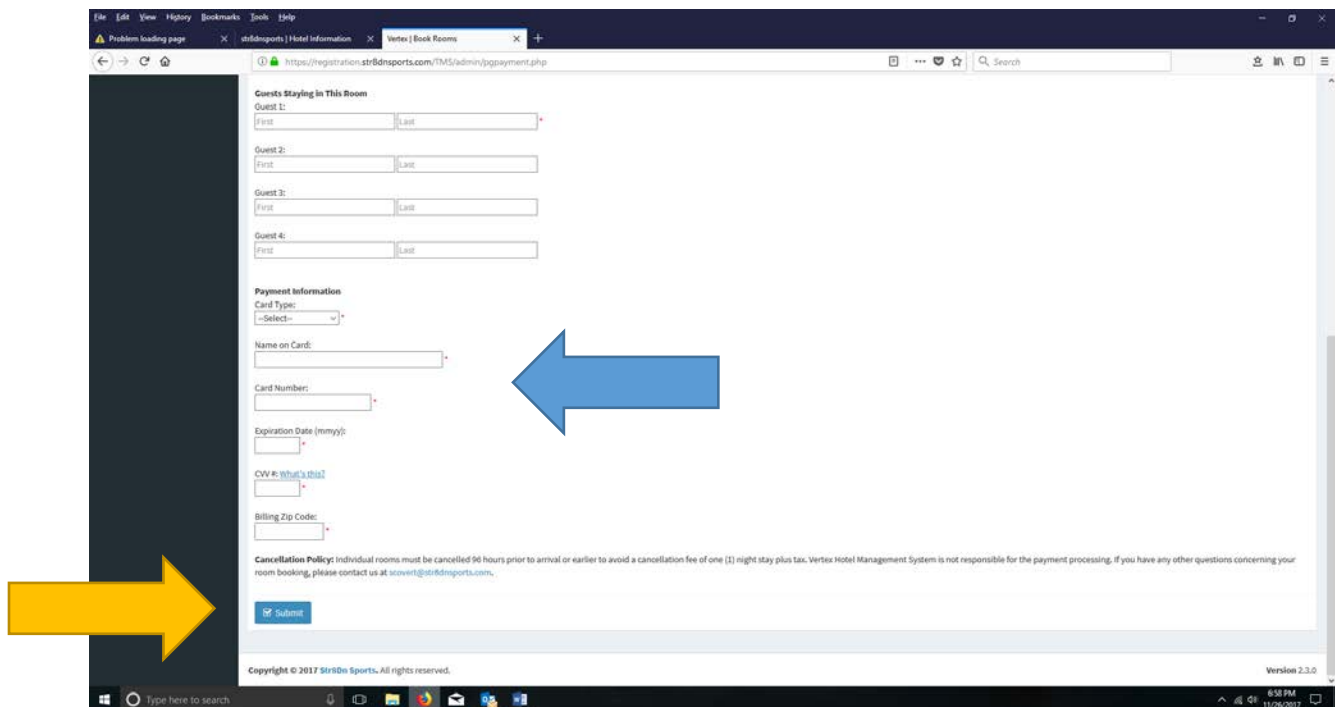
(This will take you to the room page), Enter your access code, then click Show Room Info. Your room info will show. Enter your personal info, and the names of the guests who will be staying in the room:



# Welcome to Vertex Hotel Management System

## How to use your Access Codes:

3. Add your credit card information, then hit submit



The screenshot shows a web browser window displaying the payment page for the Vertex Hotel Management System. The page is titled "Vertex | Book Rooms" and contains a form for entering guest and payment information. The form is divided into two main sections: "Guests Staying in This Room" and "Payment Information".

**Guests Staying in This Room**

- Guest 1: First  Last
- Guest 2: First  Last
- Guest 3: First  Last
- Guest 4: First  Last

**Payment Information**

- Card Type:
- Name on Card:
- Card Number:
- Expiration Date (mmyy):
- CW #: [What's this?](#)
- Billing Zip Code:

**Submit** button

**Cancellation Policy:** Individual rooms must be cancelled 96 hours prior to arrival or earlier to avoid a cancellation fee of one (1) night stay plus tax. Vertex Hotel Management System is not responsible for the payment processing. If you have any other questions concerning your room booking, please contact us at [scowen@stridsports.com](mailto:scowen@stridsports.com).

Copyright © 2017 Strids Sports. All rights reserved. Version 2.3.0

The screenshot includes two arrows: a yellow arrow pointing to the "Submit" button and a blue arrow pointing to the "Card Number" field.

That's it!!!! Once all the other guests with access codes complete their room information we will send it to the hotel for processing. Confirmation numbers will be sent to the club.